



Hunters Creek ES

Media Center Collection Development Plan
2023-24


Bradley Martin (Apr 15, 2024 09:13 EDT)

Bradley Martin
Principal

Andrea Parisi

Andrea Parisi
Certified Educational Media Specialist

Table of Contents

Table of Contents	2
Executive Summary	3
District Strategic Plan 2025	3
School Collection Development Plan	3
School Assessment Analysis	4
Collection Analysis	5
Collection Analysis by Category	6
Notes	6
Representation Analysis	7
Results	8
Strategic Focus	8-9
Budget and Purchasing Plan	9-10
Annual Budget 2023-2024	9
Purchasing Plan 2023-2024	10
Year-to-Year Collection Change	11-12

Executive Summary

District Strategic Plan 2025

Orange County Public Schools is the eighth-largest school district in the United States and the fourth largest in Florida. The district serves more than 206,000 students at 202 schools and is one of the largest employers in Central Florida with more than 25,000 team members.

Vision: To ensure every student has a promising and successful future.

Mission: With the support of families and the community, we create enriching and diverse pathways to lead our students to success.

School Collection Development Plan

Hunters Creek ES serves 753 students enrolled in grades Kindergarten through fifth. The student population's ethnicity is comprised of 70% Hispanic and 30% Non-Hispanic students. Additionally, we serve a diverse population made up of 84% White, 8% Black, 0% Native, 5% Asian, 0% Pacific, and 3% Multicultural students.

The administration includes Principal Bradley Martin and Assistant Principal Christie DePriest. Hunters Creek ES is proud to offer the many special programs which provide students with opportunities. These include a Dual Language Magnet program, Gifted program, two multi-grade level ASD units, and three Pre-K VE units. Students can also participate in chorus, orchestra, Battle of the Books, PAW-TV, Safety Patrols, chess club, robotics club, Student Council, and National Honor Society.

A thorough analysis of the current media center collection at Hunters Creek ES indicates that the average age of the collection is 2011 and the number of books per student is 12. The [American Association for School Libraries](#) has established a criteria for highly effective media centers that includes a ratio of 15-20 books available per student in the collection. In addition to our school's collection students have access to 5,000 ebooks, magazines, and audiobooks via Sora and Destiny through a district purchase. At this time, Hunters Creek ES does not meet the recommended standards for the number of books per student. *The percentage of titles available and average age associated with our school's subgroups may be misleading because it does not include books that fall within the resources of cultural studies, discrimination, diverse families, folklore, racial discrimination, people and places.

The analysis of the collection also revealed the following areas of strengths and concerns:

- Strength: The average age of collection has improved from 2008 to 2011.
- Strength: The percentage of aged titles in our collection has improved from 34% to 27%.
- Strength: The percentage of SEL titles in our collection has improved from 32% to 36%.

- Concern: The number of books available in the lowest lexile levels (BR-349) for our budding readers needs to be addressed.
- Concern: The number of books available in the higher lexile levels (910-1400) for our advanced students needs to be addressed.
- Concern: Our non-fiction collection is still in need of updates due to having 30% of the materials being aged.

School Assessment Analysis

The school analysis provides an overview of the school’s assessment data for the previous two school years.

Proficiency Data							
Assessment	2021-22	Assessment	2022-23	Assessment	2021-22	Assessment	2022-23
		Star Early Literacy Proficiency	58%				
		Star Reading Proficiency	49%			Star Math Proficiency	67%
FSA ELA Grade 3	60%	FAST ELA Proficiency Grade 3	54%	FSA Math Grade 3	65%	FAST Math Proficiency Grade 3	65%
FSA ELA Grade 4	61%	FAST ELA Proficiency Grade 4	62%	FSA Math Grade 4	68%	FAST Math Proficiency Grade 4	63%
FSA ELA Grade 5	59%	FAST ELA Proficiency Grade 5	56%	FSA Math Grade 5	66%	FAST Math Proficiency Grade 5	53%
NGSSS Sci 5 EOC	61%	NGSSS Sci 5 EOC	62%				

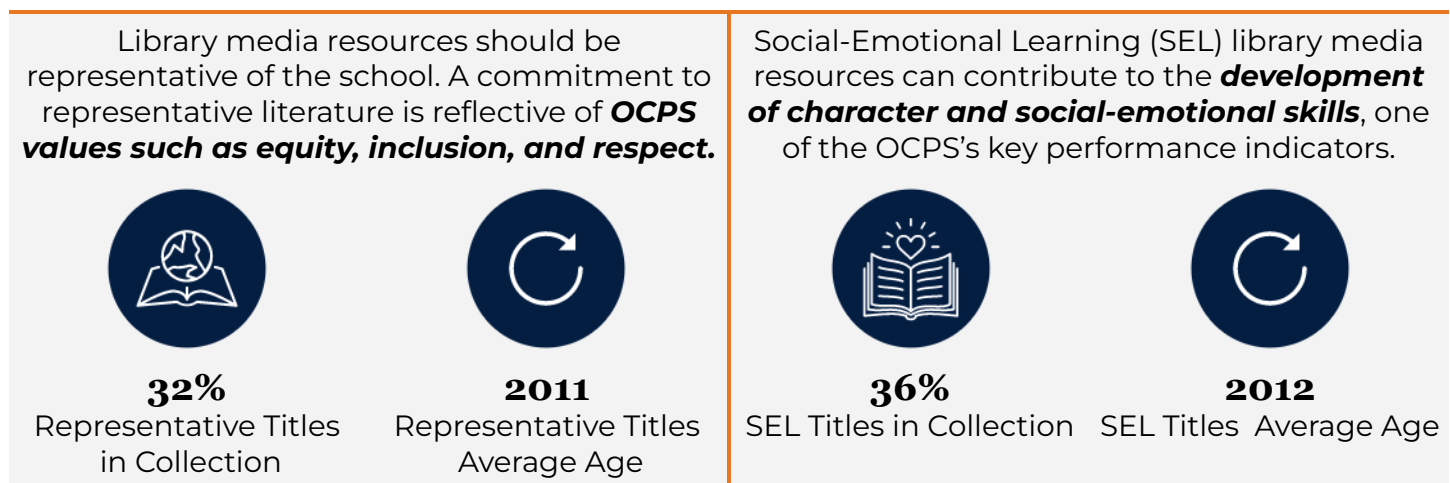

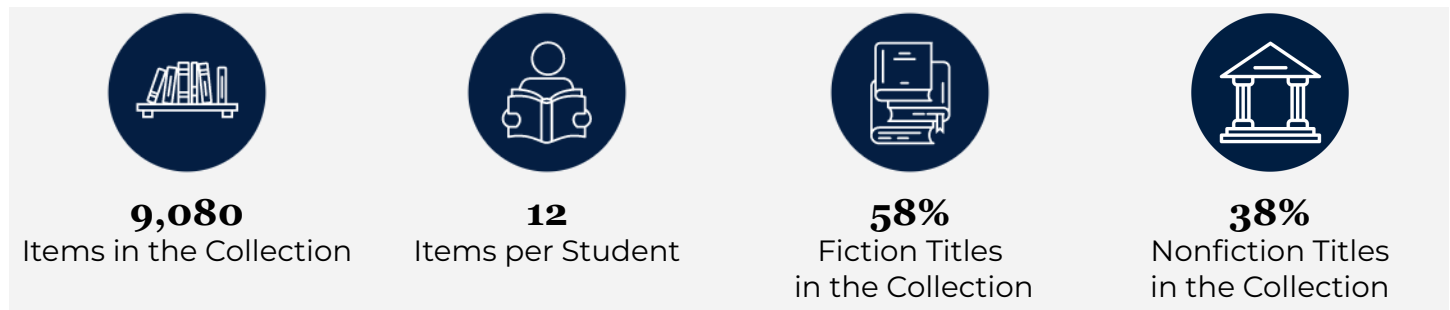
Comparison between 2021-22 and 2022-23 Testing Data

(adapted from <https://www.fldoe.org/accountability/assessments/k-12-student-assessment/results/2023.stml>)

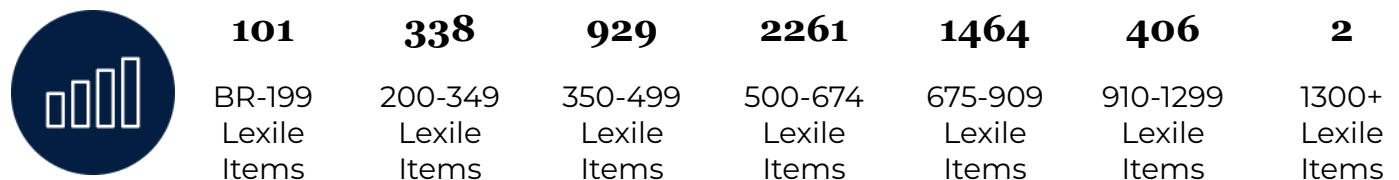
In 2023, the state transitioned from Florida Standards Assessments (FSA) to Florida Assessment of Student Thinking (FAST) for English Language Arts (ELA) and Mathematics. The 2022-23 for FAST and Benchmarks for Excellent Student Thinking (B.E.S.T.) End-of-Course (EOC) assessments are based on **provisional** achievement level cuts that are linked to each assessment’s respective 2021-22 reporting scale. Comparisons should not be made between the 2023 data and previous years’ data. The implementation of FAST K-2 in the 2022-23 school year was the first administration of statewide assessments for students in grades K-2. These assessments include Star Early Literacy Proficiency, Star Reading Proficiency, and Star Math Proficiency.

Collection Analysis

The collection is developed for and influenced by students, their interests, academic needs and alignment to the curriculum. The data below is a snapshot of the collection based on a Titlewise Analysis from July 2023. Purchasing or weeding after that time is not reflected in this data.



Library media resources are distributed across the **Lexile reading level ranges** noted below.



Collection Analysis by Category

The information collected in this section provides a detailed look at the current library collection by classification and genre. The information was gathered from Follett Destiny, the library management system, and Titlewave, the vendor's ordering and analysis tool.

Section	# of Titles	Average Age
Computer Science, Information & General Works	24	2015
Philosophy & Psychology	28	2018
Religion	6	2018
Social Sciences	406	2006
Language	99	2010
Science	927	2013
Technology	440	2013
Arts & Recreation	199	2014
Literature	144	2005
History & Geography	426	2012
Biography	264	2014
Easy	2902	2008
General Fiction	2362	2013
Graphic Novels	517	2019

Notes

- Age-sensitive areas of Computer Science, Social Sciences, Science, Technology, and History and Geography are in need of a refreshing, which will take few years to replenish.
- Graphic Novels are very popular amongst all grade levels and will continue to be added to each year.
- Even though Literature is not an age-sensitive area, it is in need of a refresh.
- Our Biography section has been enhanced with our Junior Library Guild additions since 2021, but it is also in need of a refresh based on student interest and individuals pertinent to the interests of the students, and needs of the teacher units of study.

Representation Analysis

Enrollment & Demographic Data					
753 2023-24 Student Enrollment as of September 7, 2023	Subgroups		Federal Ethnicity		
	41% ELL	10% ESE	70% Hispanic	30% Non-Hispanic	
Federal Race Category					
84% White	8% Black	0% Native	5% Asian	0% Pacific	3% Multicultural

To deepen focus on strategic collection development, specific sections of the collection were analyzed in detail to determine whether the media center collection reflects and represents various points of view and experiences. The goal is to provide a balanced collection that can be both a mirror, to reflect a reader's experience, and a window, so readers can experience different viewpoints.

Results

Based on the available school data of Hunters Creek ES in comparison to Collection Analysis results, it was found that:

Student Representation	% of Students	Total # of Titles	Total % of Titles	Avg. Age of Titles
Hispanic/Latinx	70%	231		2015
Black	8%	321		2013
Asian	5%	75		2016

*The percentage of titles available and average age associated with our school's subgroups may be misleading because it does not include books that fall within the resources of cultural studies, discrimination, diverse families, folklore, racial discrimination, people and places.

Summary

- The average age of books in our targeted area of Hispanic/Latinx books has gone from 2013 to 2015.
- Last year we started working on our targeted population of Hispanic/Latinx students. This is an ongoing work in progress to support our TWDL program students, as well as our ELL population.

- It has been a challenge to find authentic literature in both Spanish and Portuguese, especially for our upper grade students.. The hunt for vendors who can supply more of these books will continue. As a result, most of what we have added are translations of books written in English.
- We have made progress in adding books with Hispanic and Latinx characters and will continue to do so each year.

Strategic Focus

This page lists the priorities for selection and weeding for each school year and includes the action, updates, and outcomes. This is subject to change due to funding and time constraints.

School Year	Strategic Focus
<p>2023-2024</p>	<p>Selection Priorities</p> <ul style="list-style-type: none"> ● Non-Fiction Aged titles: Computer Science, Science, and Technology ● Authentic literature in Spanish and Portuguese/ Books with Hispanic/Latinx characters ● Books for our budding readers ● Materials requested by students and teachers ● SSYRA titles ● Continue adding beginning to read books for our youngest readers and higher Lexile level books for our advanced readers ● Topics and titles recommended by our stakeholders on interest surveys and requests. ● Books representing our ESE population; both fiction and non-fiction
	<p>Weeding Priorities</p> <ul style="list-style-type: none"> ● Damaged materials ● Books with barcodes that start with the letter “T” since they are quite old ● Age sensitive areas of Computer Science, Science, and Technology ● Materials that have not circulated in the past 5 years ● STEM ● Sports ● OCPS provided catalog clean up goals

2024-2025	<p>Selection Priorities</p> <ul style="list-style-type: none"> • Nonfiction Age-Sensitive Areas: Social Sciences, History and Geography, Biographies • SSYRA Titles • STEM • Sports • Books with Hispanic and Latinx characters/authentic literature • Replace damaged books that are still popular with Pre-bound bindings which will last longer • Topics and titles recommended by our stakeholders on interest surveys and requests.
	<p>Weeding Priorities</p> <ul style="list-style-type: none"> • Social Sciences • History and Geography • Biographies • Continue with books containing a barcode beginning with a T • OCPS catalog clean up goals • Damaged books • Books that haven't circulated in 5 years

Budget and Purchasing Plan

This page outlines the current budget available and specifically lists the priorities for this school year (2023-2024).

Annual Budget 2023-2024

State Funds	
<i>Source</i>	<i>Amount</i>
State (1001111000)	\$3,371.00
Internal Accounts	
<i>Source</i>	<i>Amount</i>
Book Fair Profits (Follett Dollars from Literati)	\$5,000.00
Scholastic Dollars	\$3,000.00
Library Fines	\$64.32
TOTAL	\$11,435.32

Purchasing Plan 2023-2024

Approximate Purchasing Plan	
<i>Purpose</i>	<i>Amount</i>
SSYRA Books '24-'25	\$1,500.00
Junior Library Guild Subscription	\$1,400.00
Spanish/Latinx	\$500.00
Aged Titles	\$4,000.00
Other items on Strategic Focus as funding permits	\$4,000.00
TOTAL	\$11,400.00

Year-to-Year Collection Change

The information below represents the year-to-year change within the library media center collection from the 2022-23 to 2023-24 school year. The 2022-23 data is based on a collection analysis from June 2022, while the 2023-24 is based on a collection analysis from July 2023.

Data Reflection

- Indepth weeding has pushed forth progress on the average age of our collection, so it has jumped from 2008-2011.
- Due to weeding and insufficient funds to purchase that many replacements of outdated and damaged books at once, we have dropped from 13 books to 12 books per student. Since the American Library Association recommends that schools have between 15-20 books per student, we will need to get creative with funding in order to put HCES into the compliance range in the upcoming years.
- Our Representative Titles has remained at 32%, which is a good starting point, but we can do better in the future.




2022-23 Purchased and Weeded Materials

Materials
Added to the
Collection

732

Materials
Weeded from
the Collection

2,813

Category	2022-23	2023-24
 Items in the Collection	10336	9,080
 Items per Student	13	12
 Average Age of Collection	2008	2011



**Representative
Titles in the
Collection**

32%

32%